

CITY

DINING COLLECTION



STUDIO WISE

DINING COLLECTION



CITY-CT-

30" WIDTHS
48-96" LENGTH"



CITY-CT BENCH

18" WIDTHS
48-96" LENGTH"

CITY

EXTERIOR SLAT



STUDIO WISE

EXTERIOR SLAT



CT-EXT-CYPRESS

24-36" WIDTHS
24-36" LENGTH"



CT-EXT-TEAK

36-60" WIDTHS
36-60" LENGTH"

FUSE

BUTCHERBLOCK SURFACES



STUDIO WISE

FUSE

SHAPES + PROFILES



PROFILES



CUT OUTS

- POWER
- GROMMET

THICKNESS

- 1.5"

FUSE

WOOD FINISHES



FUSE

LASTING QUALITY



WATER
RESISTANT

UV
RESISTANT

STAIN
RESISTANT

OUR FUSE PREMIUM HARDWOOD SURFACES BRING WARMTH AND LASTING BEAUTY TO ANY PROJECT. OUR ARTISANS START WITH SELECT GRADE HARDWOOD FOR PREMIUM APPEARANCE AND STABILITY, THEN WE ENHANCE THE NATURAL GRAINS WITH COLOR WASHES OR ONE OF OUR SIGNATURE DISTRESSING TECHNIQUES.

WE TOP IT OFF WITH 3 COATS OF HOSPITALITY GRADE CLEAR FINISH TO INSURE YOUR SURFACE LOOKS BEAUTIFUL FOR YEARS TO COME..

POP


EXTERIOR SURFACES



STUDIO WISE

FUSE

SHAPES + PROFILES



PROFILES



CUT OUTS

- UMBRELLA HOLES
- POWER
- GROMMET

THICKNESS

- | "

POP

SHAPES + PROFILES



POP

SHAPES + PROFILES

POP surfaces offer the design flexibility and price point you need when compared to laminate or melamine surfaces.

Our wood powdercoat technology provides a 360 degree coating that is completely seamless and doesn't require edge banding, making it the perfect solution for health care, corporate, and hospitality

POP
\$21 SQ FT

MELAMINE
\$33 SQ FT

PLAM
\$39 SQ FT

ATTRIBUTE	STANDRARD TEST	POP	MELAMINE	HIGH PRESSURE LAMINATE
WATER SUBMERSION	NEMA LD3-2005.3.4	No effect	Delamination	Delamination
STAIN RESISTANCE	NEMA LD3-2005.3.4	All reagants no effect	Reagent 1-10 no effect Reagent 11-15 slight effect	Reagent 1-10 no effect Reagent 11-15 slight effect
SCRATCH HARDNESS	ASTM D3363-05	Meets or exceeds Pass 3H & Pass 4H dependent on formulation	Meets or exceeds 400 cycles	Meets or exceeds 400 cycles
ABRASION RESISTANCE	Tabor Scale- CS-10 wheels, 1000 cycles	60 mg loss	55 mg loss	52 mg loss
CROSSHATCH ADHESION	ASTM D 3359, Method a	No loss of adhesion	Delamination	Delamination
EDGE PROFILE	Available profiles Availability Comparison	Any	Limited to edge band requirements	Limited to edge band requirements
COLOR CAPABILITY	Availability Comparison	Any color on the spectrum	Limited to MFR coloring	Limited to MFR coloring
VOC'S RELEASED IN PRODUCTION	VOC Release Measurement	Zero	Adhesive o -gas measurement	Adhesive o -gas measurement
RECYCLABILITY	Able to be converted post consumption	Yes - 100%	No	No - phenolic
CARBON FOOTPRINT	KG CO2 per cubic meter	1.5	Much higher	Much higher

FLIP


POWER + DATA

OVERVIEW

Retractable and durably constructed, Flip is highly functional with a fluid, one-touch door that remains open during use. Flip offers a completely scalable solution - from 2 to 8 windows - with a variety of power options and data configurations.

STANDARD ON:

- MOBILE (RECTANGLE)
- TEAM (CONNECT)
- CONFERENCE



* image shown: 2 Power, 1 USB with Clear Anodized Aluminum, silver frame plastic and black simplex

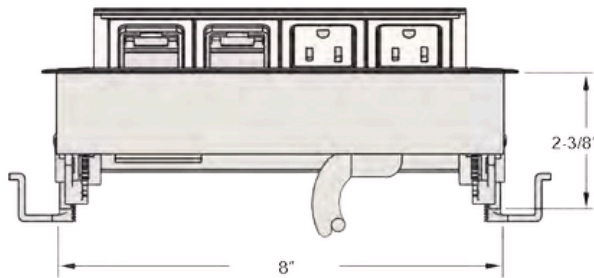
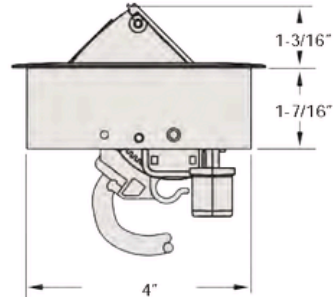
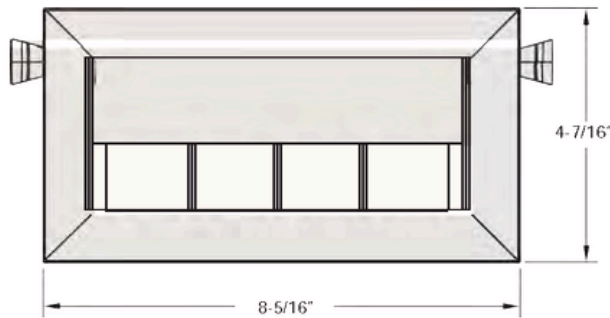
STANDARD CONFIGURATION

2 Window_2 Power_Clear Anodized Housing_Black Frame_Black Simplex \$175

Contact sales@studiowisedesign.com for pricing on upgrade configurations.

SPECIFICATIONS

- * Images depicts a 2 Power, and 2 open data.
- * Minimum surface depth is 3/8"



CONFIGURATION SIZING

		LENGTH	WIDTH
Standard	2 Windows	5"	4"
	3 Windows	6-1/2"	4"
Add Options	4 Windows	8"	4"
	5 Windows	9-1/2"	4"
	6 Windows	11"	4"
	7 Windows	12-1/2"	4"
	8 Windows	14"	4"

OVERVIEW

Roll has a sleek design which allows the product to rotate to open or close to expose or hide the power.

- STANDARD ON:**
- MOBILE (PEDESTAL)
 - TEAM (PEDESTAL)


STANDARD CONFIGURATION

2 Power-1 USB - Black Housing, Black Simplex \$ 125

Contact sales@studiowisedesign.com for pricing on upgrade configurations.



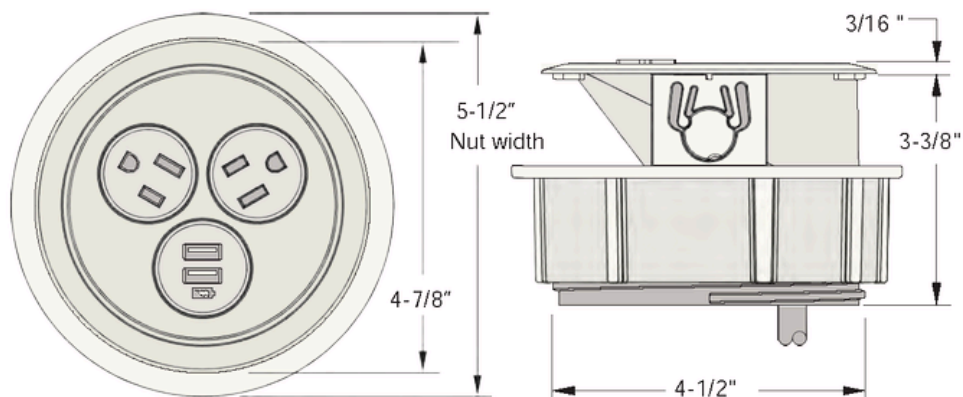
* image shown: unit closed



* Image shown: 3 Power Roll

SPECIFICATIONS

* Images depicts a 2 Power and 1 USB unit.



OVERVIEW


DOT is our most compact accessory and features a round or square design and is available in multiple molded plastic and stylish metal-plated finishes. Dot is available with a spill-proof power simplex, USB, HDMI, or a variety of other Networking Cable options. Dot is also offered in a grommet version for discrete data pass through.

STANDARD ON:
TEAM (RECHARGE)


STANDARD CONFIGURATION

Round or Square Power_Black	\$ 35
Round or Square Data_Black	\$ 85

Contact sales@studiowise.design.com for pricing on upgrade configurations.



* image shown: DOT Round USB



* image shown: DOT Square Power

SPECIFICATIONS

